

# DEEP PROFIT LAB- v2

## DISCLAIMER & USER AGREEMENT

Please be aware of the potential loss, risk, personal or otherwise consequences of the use and application of this e-book's content. The author and the publisher and any affiliates or associates are not responsible for any actions that you undertake and will not be held accountable for any loss or injuries, from trading or otherwise.

**U.S. Government Required Disclaimer** – Commodity Futures Trading Commission Futures and Options trading has large potential rewards, but also large potential risks.

You must be aware of the risks and be willing to accept them in order to invest in the futures and options markets. Don't trade with money you can't afford to lose.

This is neither a solicitation nor an offer to Buy/Sell futures or options. No representation is being made that any account will or is likely to achieve profits or losses similar to those discussed in this e-book. The past performance of any trading software or methodology is not necessarily indicative of future results.

**Hi Fellow Traders, welcome to Deep Profit Labs. Currency is my passion !**

**I always remember a golden line (WINNERS ARE NEVER QUIT, AND QUITERS ARE NEVER WIN)**

many traders has a wonder question: "How can make our account size double in a month"? My answer is: "Accurate Trading System + Money Management". Minimize the loses - Maximize the profits.

It's my pleasure that I'm providing to you the unique system 'Deep Profit Lab-v2' for free!!! This system is on fully technically based with the great combination of most useful indicators, and gives 91% to 97% accurate entry/exit signals every day. Every beginner can make 100 to 200 pips every day without any risk. Follow the some important rules only, and I promise! On end of the day many Green Pips may in your hand. Your account growth may be 30%-50% in a month if you work on this system consistently. I managed the many accounts of traders through DPL-v2 and recovered their big loses in short term.

## Installation and Setup

Paste indicators files into **C:/Program Files/xxxxx/experts/indicators**, where **xxxxx** is the name of your MT4.

**For example**, the MT4 from Tradenext Capital is called **Tradenext Capital – MetaTrader 4**, and the complete.

Paste template file into **C:/Program Files/xxxxx/templates**, where **xxxxx** is the name of your MT4.

Paste sounds files into **C:/Program Files/xxxxx/sounds**, where **xxxxx** is the name of your MT4.

After finished restart you MT4 platform for changes to apply. Wow! Your system is ready....😊

Note: Dear all Traders paste all files in explained folders for getting good results, if you've some old files of previous version DPL-v1 so replace these and pastes new files of DPL-v2 please.

## DPL-2 requirements and some important rules for better results

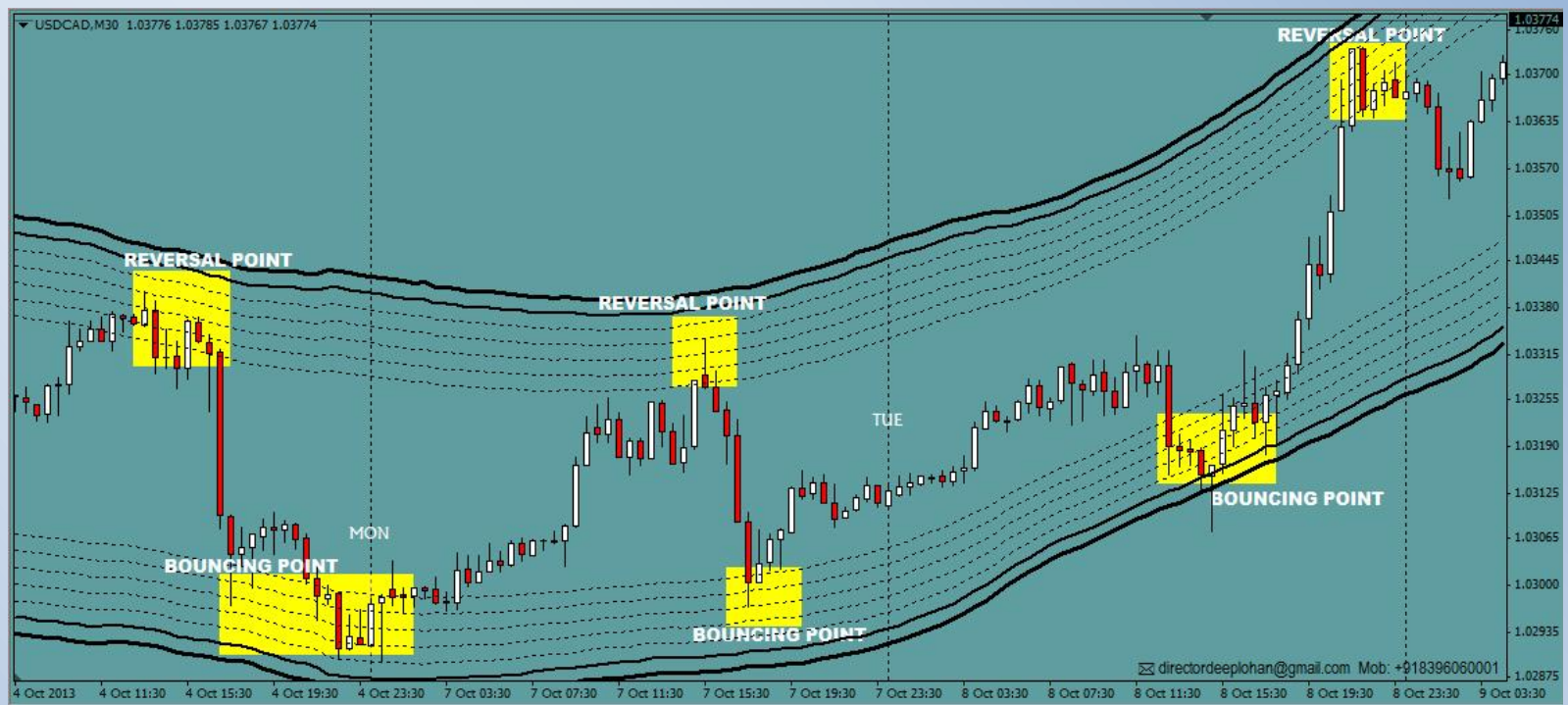
1. Pairs: All major pairs.
2. Time Frame: M30 is suitable for day trading. (Well experienced traders can change)
3. Better results in London and New-York sessions.
4. DPL-v2 provides more profitable entry signals between 4:00 to 20:00 in Indian times (+5:30GMT).
5. Don't trade when release a High Impacted Economic News. (See the news on [www.forexfactory.com](http://www.forexfactory.com))
6. Follow money management concept fully, be risky 2%-5% only of your account size and always use SL.
7. Don't be greedy and keep emotions under control.

About the indicators:

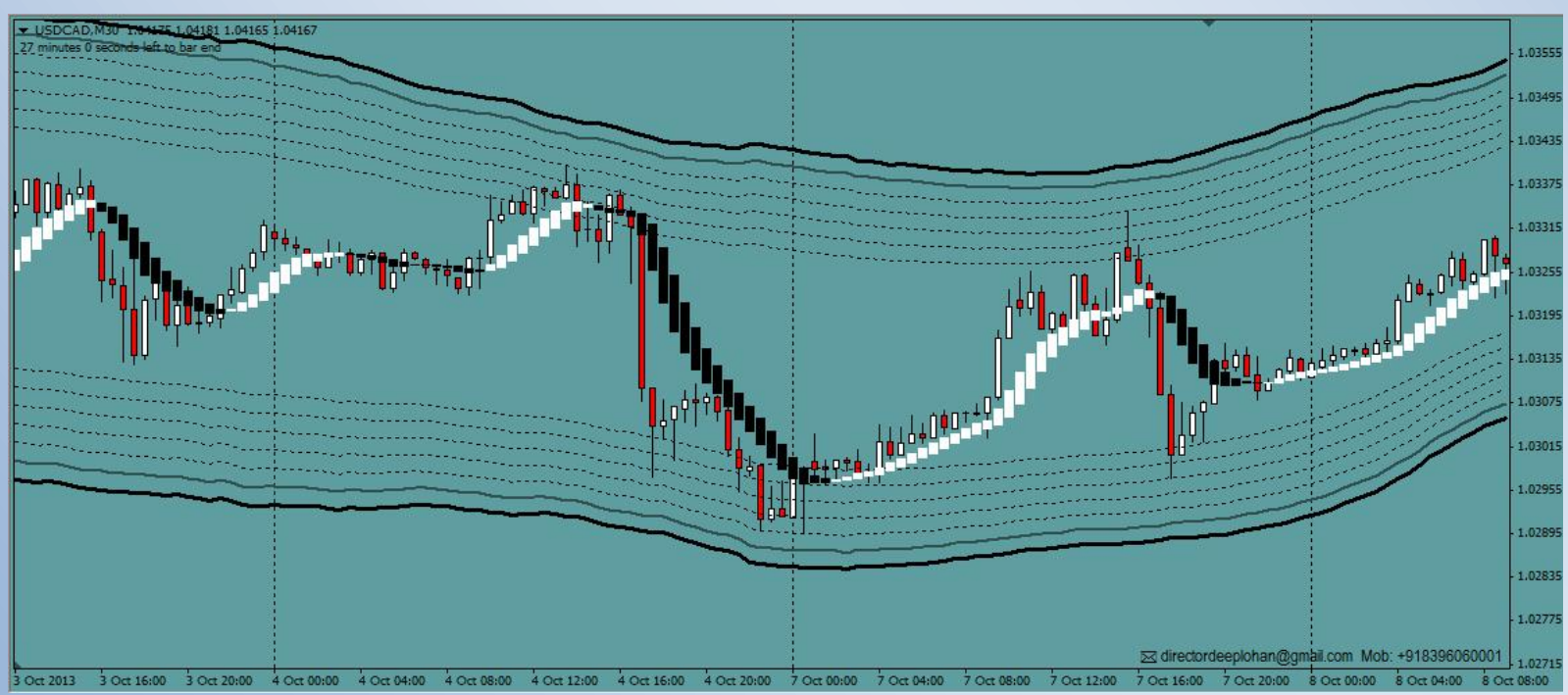
Price Borders: Price Borders behaves as Support and Resistance.

Upper Price Border is reversal point of price. [Selling Zone]

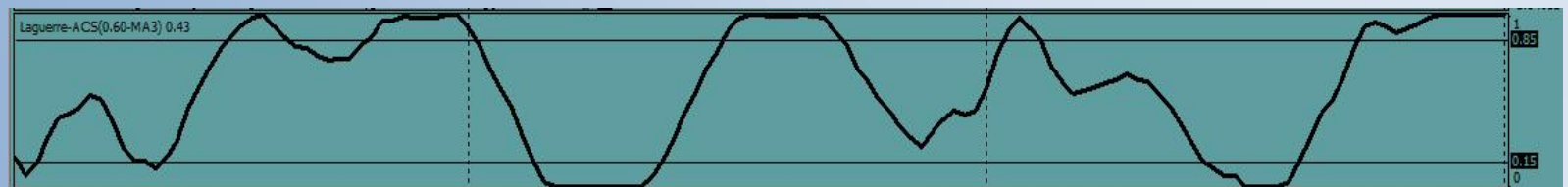
Lower Price Border is bouncing point of price. [Buying Zone]



Candle Shadow: This unique indicator works as a colored moving average.

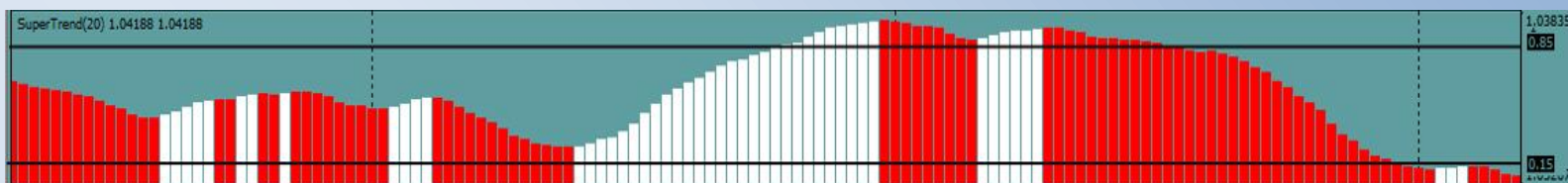


EE-Lagurre: Use EE-Lagurre for entry and exit, 0.85 levels is the selling zone and 0.15 levels is buying zone.





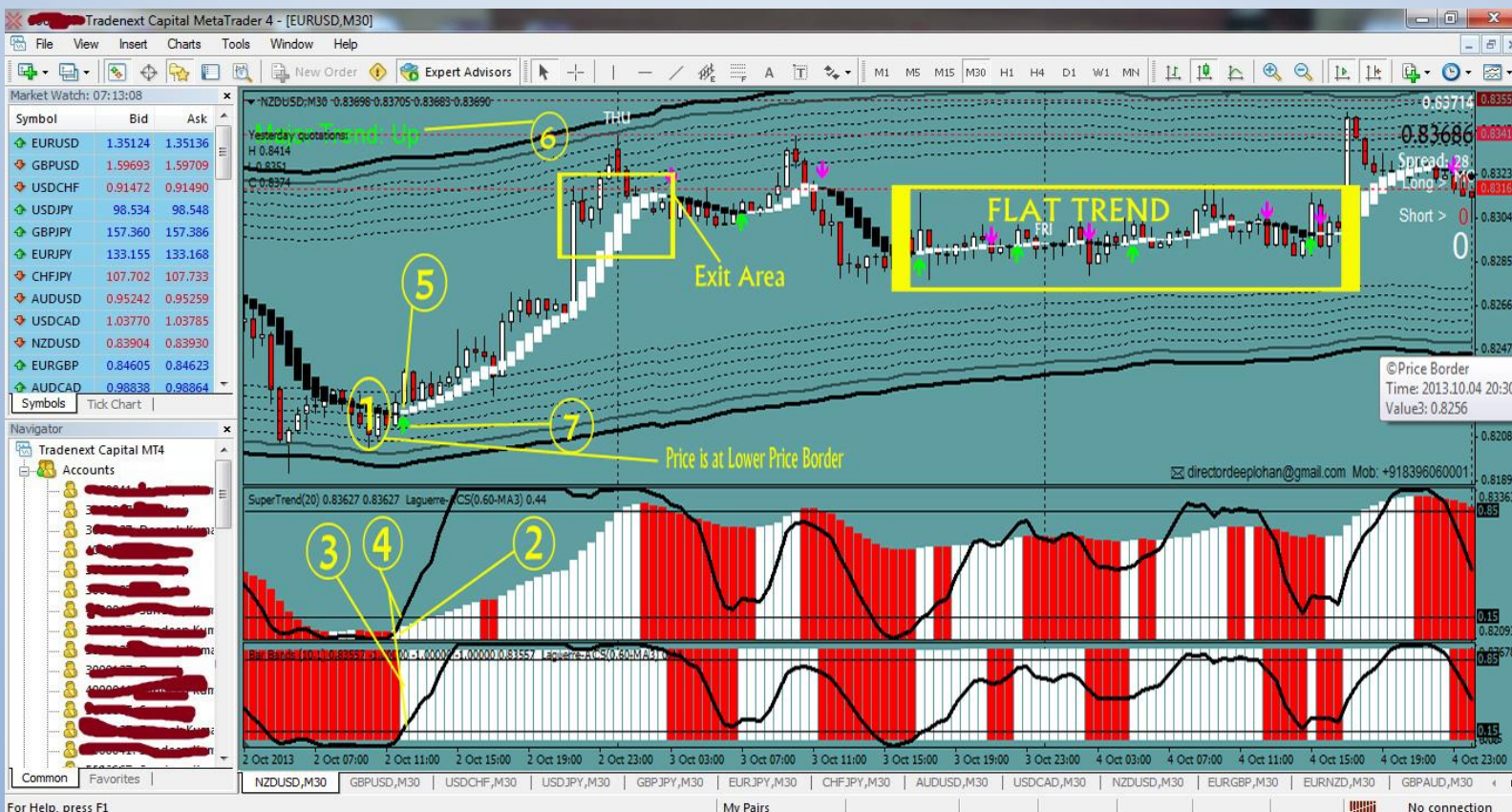
**Super Trend:** This indicator identified the trends and shows entry/exit points with the help of EE-Lagurre indicator. 0.85, 0.15 levels are selling zone/buying zone.



## Long Entry:

1. Price should be at Lower Price Borders.
2. Super Trend should be at 0.15 levels with the small white bars.
3. Bar Bands color should be white with new bar.
4. EE- Lagurre turns up side.
5. Candle Shadow Indicator should change color black to white.
6. Trend vol. indicator identified major trend, so enter when it shows Major Trend: UP.
7. Arrow Bands also appear a signal for entry.
8. Exit when reversal signal appear or when you satisfied.
9. 1<sup>st</sup> TP =20 pips, 2<sup>nd</sup>=25 pips, 3<sup>rd</sup> =30 to 35 pips.
10. SL place 20 pips below 'Lower Price Border'. In rare case, if hit SL so again place a long entry.

Follow this chats number wisely



Note: Ignore signal when trend is flat.

[www.ForexWinners.Net](http://www.ForexWinners.Net)

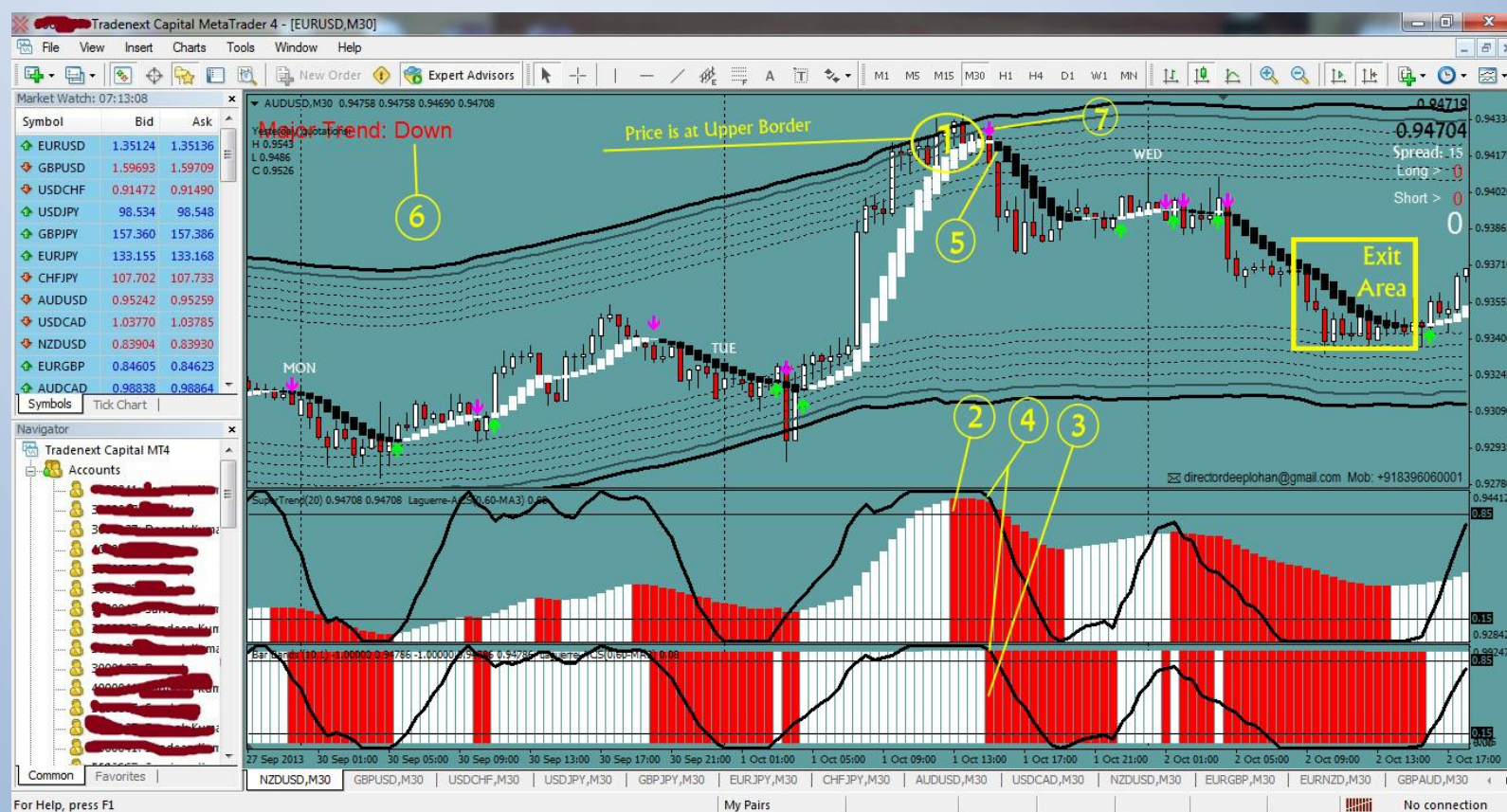


## Short Entry:

1. Price should be at Upper Price Borders.
2. Super Trend should be at 0.85 levels with the big red bars.
3. Bar Bands color should be red with new bar.
4. EE- Lagurre turns down side.
5. Candle Shadow Indicator should change color white to red.
6. Trend vol. indicator identified major trend, so enter when it shows Major Trend: Down.
7. Arrow Bands also appear a signal for entry.
8. Exit when reversal signal appear or when you satisfied.
9. 1<sup>st</sup> TP =20 pips, 2<sup>nd</sup>=25 pips, 3<sup>rd</sup> =30 to 35 pips. And place SL 25 Pips below/above from entries.
10. SL place 20 pips above 'Upper Price Border'. In rare case, if hit SL so again place a short entry.

Follow this chats number wisely

[www.ForexWinners.Net](http://www.ForexWinners.Net)



# GOOD LUCK!!



Newly account statement of client with DPL-v2 (66% Monthly Growth)

Account: ██████████		Name: ████████████████████		Currency: USD				Leverage: 1:500		2013 October 16, 18:45			
Closed Transactions:													
Ticket	Open Time	Type	Size	Item	Price	S / L	T / P	Close Time	Price	Commission	Taxes	Swap	Profit
51717351	2013.09.16 08:02	balance	Deposit	www.ForexWinners.Net									5 468.75
51717353	2013.09.16 10:17	sell	0.13	eurusd	1.33595	0.00000	1.33345	2013.09.16 21:33	1.33345	0.00	0.00	0.00	32.50
51717360	2013.09.16 10:21	sell	0.09	gbpusd	1.59488	0.00000	1.59088	2013.09.16 20:52	1.59088	0.00	0.00	0.00	36.00
51717364	2013.09.16 10:23	buy	0.10	usdchf	0.92474	0.00000	0.92700	2013.09.16 13:29	0.92700	0.00	0.00	0.00	22.60
51717373	2013.09.16 16:42	sell	0.05	audusd	0.93627	0.00000	0.93200	2013.09.16 19:11	0.93289	0.00	0.00	0.00	16.90
51717375	2013.09.16 16:51	buy	0.22	usdcad	1.02996	0.00000	1.03300	2013.09.16 20:04	1.03215	0.00	0.00	0.00	48.18
51717382	2013.09.17 06:12	buy	0.17	eurusd	1.33306	0.00000	1.33600	2013.09.17 17:22	1.33401	0.00	0.00	0.00	16.15
51717398	2013.09.17 07:01	buy	0.20	gbpusd	1.58934	0.00000	1.59200	2013.09.17 13:24	1.58868	0.00	0.00	0.00	-13.20
51717401	2013.09.17 07:19	sell	0.13	usdchf	0.92732	0.00000	0.91300	2013.09.17 12:01	0.92551	0.00	0.00	0.00	23.53
51717409	2013.09.17 07:22	buy	0.04	audusd	0.93005	0.00000	0.93655	2013. 09.17 17:45	1.93570	0.00	0.00	0.00	22.06
51717413	2013.09. 17 09:03	sell	0.02	usdcad	1.03246	0.00000	1.03146	2013.09.17 15:14	1.03146	0.00	0.00	0.00	2.00
51717414	2013.09.17 10:33	buy	0.52	nzdusd	0.81746	0.00000	0.82346	2013.09.17 16:53	0.82346	0.00	0.00	0.00	312.00
51717422	2013.09.18 06:13	buy	0.20	eurusd	1.33512	0.00000	1.33812	2013.09.18 16:31	1.33424	0.00	0.00	0.00	-17.60
51717434	2013.09.18 07:11	buy	0.11	gbpusd	1.59014	0.00000	1.59314	2013.09.18 10:30	1.59221	0.00	0.00	0.00	22.77
51717502	2013.09.18 07:12	sell	0.30	usdchf	0.92507	0.00000	0.92007	2013.09.18 18:01	0.92612	0.00	0.00	0.00	-31.50
51717511	2013.09.18 19:10	sell	0.15	usdchf	0.92440	0.00000	0.92040	2013.09.18 21:04	0.92040	0.00	0.00	0.00	60.00
51717514	2013.09.19 14:31	sell	0.34	eurusd	1.35438	0.00000	1.35038	2013.09.19 16:37	1.35413	0.00	0.00	0.00	8.50
51717545	2013.09.19 15:04	buy	0.40	usdchf	0.91175	0.00000	0.91375	2013.09.19 17:39	0.91024	0.00	0.00	0.00	-60.40
51717587	2013.09.20 11:03	sell	0.10	gbpusd	1.60451	0.00000	1.60051	2013.09.20 15:09	1.60051	0.00	0.00	0.00	40.00
51717599	2013.09.20 11:07	sell	0.06	gbpusd	1.60400	0.00000	1.60000	2013.09.20 15:57	1.60000	0.00	0.00	0.00	24.00
51717634	2013.09.23 05:27	sell	0.31	eurusd	1.35225	0.00000	1.35000	2013.09.23 14:37	1.35000	0.00	0.00	0.00	69.75
51717645	2013.09.23 05:31	buy	0.25	usdchf	0.91173	0.00000	0.91673	2013.09.23 15:36	0.91021	0.00	0.00	0.00	-38.00
51718102	2013.09.23 07:46	buy	0.03	gbpusd	1.60189	0.00000	1.60689	2013.09.23 15:38	1.60597	0.00	0.00	0.00	12.24
51718110	2013.09.24 11:51	sell	0.60	eurusd	1.35041	0.00000	1.34741	2013.09.24 15:11	1.34741	0.00	0.00	0.00	180.00
51718123	2013.09.24 11:58	buy	0.60	usdchf	0.91101	0.00000	0.91501	2013.09.24 15:47	0.91250	0.00	0.00	0.00	89.40
51718124	2013.09.24 12:01	sell	0.30	usdjpy	98.990	0.000	0.000	2013.09.24 14:59	98.528	0.00	0.00	0.00	138.61
51718233	2013.09.24 12:04	sell	0.13	gbpjpy	158.281	0.000	0.000	2013.09.24 15:02	157.535	0.00	0.00	0.00	96.98
51718241	2013.09.24 18:13	buy	0.04	gbpjpy	157.845	0.000	158.000	2013.09.24 18:27	158.000	0.00	0.00	0.00	6.20
51718260	2013.09.25 07:00	buy	0.16	eurusd	1.34692	0.00000	1.35000	2013.09.25 12:15	1.35000	0.00	0.00	0.00	49.28
51718264	2013.09.25 08:30	sell	0.21	usdchf	0.91280	0.00000	0.91000	2013.09.25 18:42	0.91000	0.00	0.00	0.00	58.80
51718266	2013.09.25 10:24	buy	0.50	gbpusd	1.60010	0.00000	0.00000	2013.09.25 11:30	1.59960	0.00	0.00	0.00	-25.00
51718291	2013.09.25 12:32	buy	0.72	gbpusd	1.60151	0.00000	0.00000	2013.09.25 16:09	1.60673	0.00	0.00	0.00	375.84
51718306	2013.09.25 13:02	buy	0.10	audusd	0.93591	0.00000	0.93691	2013.09.25 15:20	0.93691	0.00	0.00	0.00	10.00
51718315	2013.09.26 10:31	sell	0.42	eurusd	1.35136	0.00000	1.35000	2013.09.26 11:39	1.35069	0.00	0.00	0.00	28.14
51718413	2013.09.26 11:03	buy	0.50	usdchf	0.91045	0.00000	0.00000	2013.09.26 12:06	0.91067	0.00	0.00	0.00	11.00
51718425	2013.09.26 14:35	sell	0.30	usdjpy	98.720	0.000	98.000	2013.09.26 15:20	98.951	0.00	0.00	0.00	-69.30
51718460	2013.09.26 18:38	sell	0.08	usdcad	1.03240	0.00000	0.00000	2013.09.26 20:33	1.03157	0.00	0.00	0.00	6.64
51718466	2013.09.26 20:18	sell	0.12	audusd	0.93451	0.00000	0.00000	2013.09.26 20:26	0.93504	0.00	0.00	0.00	-6.48
51718491	2013.09.30 10:12	buy	0.41	eurusd	1.34950	0.00000	0.00000	2013.09.30 12:16	1.35000	0.00	0.00	0.00	20.50
51718494	2013.09.30 15:01	buy	0.41	eurusd	1.35132	0.00000	0.00000	2013.09.30 15:34	1.35441	0.00	0.00	0.00	126.69
51719002	2013.10.01 05:35	buy	0.15	eurusd	1.35282	1.34852	0.00000	2013.10.01 08:36	1.35415	0.00	0.00	0.00	19.95
51719115	2013.10.01 11:09	sell	0.10	gbpusd	1.62203	0.00000	0.00000	2013.10.01 17:33	1.62033	0.00	0.00	0.00	17.00
51719122	2013.10.02 09:10	buy	0.50	eurusd	1.35221	0.00000	1.35521	2013.10.02 14:52	1.35145	0.00	0.00	0.00	-38.00
51719131	2013.10.02 10:11	buy	0.50	gbpusd	1.61895	0.00000	1.62000	2013.10.02 10:55	1.62000	0.00	0.00	0.00	52.50



51719134	2013.10.02 15:00	sell	0.31	usdchf	0.90430	0.00000	0.00000	2013.10.02 15:20	0.90145	0.00	0.00	0.00	88.35
51719150	2013.10.02 15:31	buy	0.11	eurgbp	0.83518	0.00000	0.84000	2013.10.02 16:10	0.83700	0.00	0.00	0.00	20.02
51719175	2013.10.02 20:00	sell	0.14	eurusd	1.35813	0.36000	1.35513	2013.10.03 05:15	1.36000	0.00	0.00	0.00	-26.18
51719201	2013.10.03 05:33	sell	0.20	eurusd	1.36068	0.00000	0.00000	2013.10.03 18:46	1.36302	0.00	0.00	0.00	-46.80
51719204	2013.10.03 08:30	sell	0.01	gbpusd	1.62872	0.00000	1.61700	2013.10.03 16:11	1.61700	0.00	0.00	0.00	11.72
51719210	2013.10.03 14:06	sell	0.20	gbpusd	1.62111	0.00000	1.61700	2013.10.03 16:11	1.61700	0.00	0.00	0.00	82.20
51719213	2013.10.03 14:31	sell	0.40	gbpusd	1.62009	0.00000	1.61700	2013.10.03 16:11	1.61700	0.00	0.00	0.00	123.60
51719215	2013.10.03 15:45	sell	0.02	usdjpy	97.581	0.000	0.000	2013.10.03 19:17	97.033	0.00	0.00	0.00	10.96
51719221	2013.10.04 08:27	sell	0.80	gbpjpy	157.016	0.000	0.000	2013.10.04 17:23	156.044	0.00	0.00	0.00	777.60
51719225	2013.10.07 09:12	buy	0.92	gbpjpy	155.775	0.000	0.000	2013.10.07 17:37	155.986	0.00	0.00	0.00	194.12
51719234	2013.10.07 14:30	sell	0.60	usdjpy	96.896	0.000	0.000	2013.10.07 17:33	97.045	0.00	0.00	0.00	-89.40
51719238	2013.10.07 15:13	buy	0.12	audusd	0.94106	0.00000	0.94506	2013.10.04 18:47	1.94365	0.00	0.00	0.00	31.08
51719241	2013.10.08 12:01	buy	0.22	gbpusd	1.60680	0.00000	1.61000	2013.10.08 14:24	1.60000	0.00	0.00	0.00	70.40
51719252	2013.10.08 12:23	sell	0.11	usdchf	0.90532	0.00000	0.90300	2013.10.08 17:27	0.90356	0.00	0.00	0.00	19.36
51719298	2013.10.08 17:02	sell	0.05	audusd	0.94611	0.00000	0.94200	2013.10.08 21:30	0.94259	0.00	0.00	0.00	17.60
51719301	2013.10.09 04:24	buy	0.20	audusd	0.94240	0.00000	0.00000	2013.10.09 12:26	0.94513	0.00	0.00	0.00	54.60
51719304	2013.10.09 10:30	sell	0.20	usdcad	1.37040	0.00000	0.00000	2013.10.09 17:02	1.38086	0.00	0.00	0.00	-209.20
51719316	2013.10.09 19:05	sell	0.13	eurgbp	0.84770	0.00000	0.00000	2013.10.09 19:16	0.84768	0.00	0.00	0.00	-0.26
51719324	2013.10.09 19:37	sell	0.30	usdchf	0.91012	0.00000	0.00000	2013.10.09 21:11	0.91146	0.00	0.00	0.00	-40.20
51719354	2013.10.14 11:38	buy	0.01	eurgbp	0.84546	0.00000	0.84526	2013.10.14 12:41	0.84526	0.00	0.00	0.00	-0.32
51719412	2013.10.14 18:32	sell	0.10	eurusd	1.35771	0.00000	1.35500	2013.10.14 21:21	1.35667	0.00	0.00	0.00	10.40
51719455	2013.10.14 18:33	sell	0.12	gbpusd	1.59976	0.00000	0.00000	2013.10.14 21:35	1.59888	0.00	0.00	0.00	10.56
51719456	2013.10.15 09:00	sell	0.51	eurusd	1.35602	0.00000	0.00000	2013.10.15 14:31	1.34947	0.00	0.00	0.00	334.05
51719460	2013.10.15 09:35	sell	0.25	gbpusd	1.59777	0.00000	0.00000	2013.10.15 14:41	1.59447	0.00	0.00	0.00	82.50
51719466	2013.10.15 13:44	sell	0.35	usdjpy	98.605	0.000	0.000	2013.10.15 21:22	98.202	0.00	0.00	0.00	141.05
51719501	2013.10.16 15:01	sell	0.10	eurusd	1.35518	0.00000	1.35000	2013.10.16 18:00	1.34912	0.00	0.00	0.00	48.48
51719502	2013.10.16 16:12	sell	0.02	gbpusd	1.60125	0.00000	0.00000	2013.10.16 18:23	1.59245	0.00	0.00	0.00	17.60

No transactions

*www.ForexWinners.Net*

#### Summary:

<b>Deposit/Withdrawal:</b>	<b>5 468.75</b>	<b>Credit Facility:</b>	<b>0.00</b>		
<b>Closed Trade P/L:</b>	<b>3 491.12</b>	<b>Floating P/L:</b>	<b>0.00</b>	<b>Margin:</b>	<b>0.00</b>
<b>Balance:</b>	<b>8 959.87</b>	<b>Equity:</b>	<b>8 959.87</b>	<b>Free Margin:</b>	<b>8 959.87</b>

I wish all traders produces big money in forex. If you've any FX related probes so anytime feel free contact me. Your questions are welcome! I would love to help you! Have a great trading with DPL-v2!

ThanX and warm regards:

Deep Lohan from India

*www.ForexWinners.Net*

E-mail: [directordeeplohan@gmail.com](mailto:directordeeplohan@gmail.com)

FB: <https://www.facebook.com/dippylohan.uk>

Skype: deep.lohan

Mob. +918396060001

Note: I manage the funds for clients with 20% to 30% per month growth without any risk.